

Part of the Solution

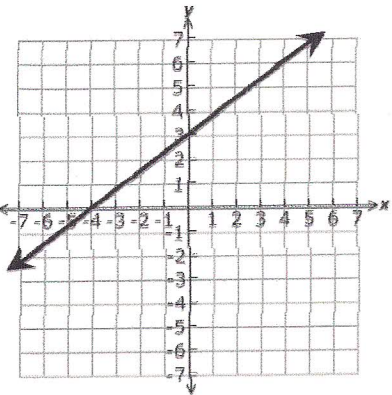
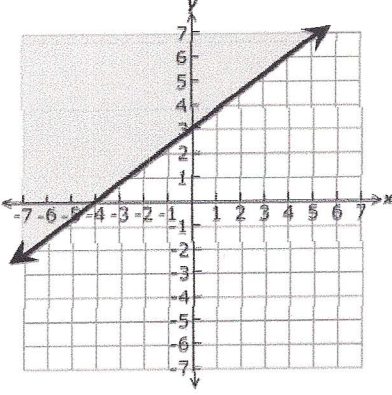
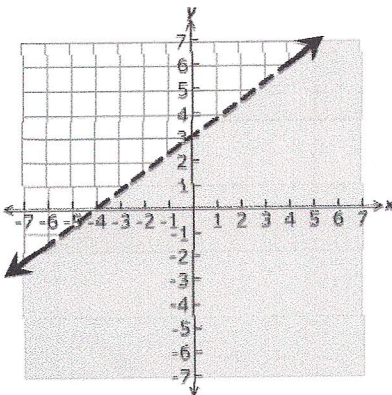
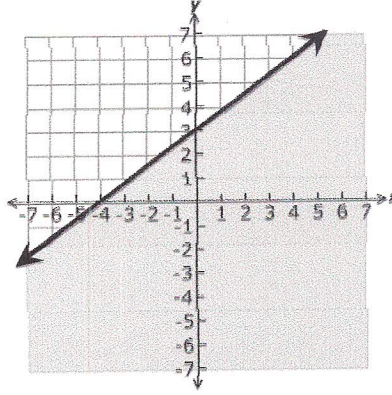
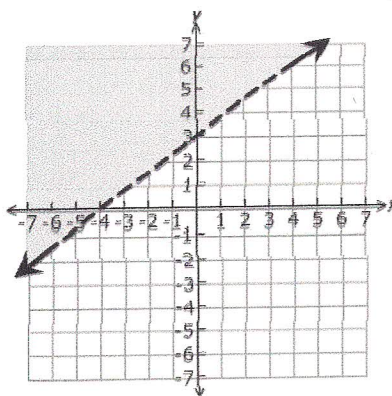
- Plot each of the following points on the graphs below.
- Determine which points are in the solution set for each graph and mark the grid below to record your answers.

A (0, 0)

B (0, 3)

C (-6, -2)

D (4, 7)

<p>1.</p> 	<p>2.</p> 																														
<p>3.</p> 	<p>4.</p> 																														
<p>5.</p> 	<p style="text-align: center;">Graph</p> <table border="1" style="margin-left: auto; margin-right: auto; border-collapse: collapse;"> <thead> <tr> <th style="width: 20px;"></th> <th style="width: 20px;">1</th> <th style="width: 20px;">2</th> <th style="width: 20px;">3</th> <th style="width: 20px;">4</th> <th style="width: 20px;">5</th> </tr> </thead> <tbody> <tr> <td style="text-align: center;">A</td> <td></td> <td></td> <td></td> <td></td> <td></td> </tr> <tr> <td style="text-align: center;">B</td> <td></td> <td></td> <td></td> <td></td> <td></td> </tr> <tr> <td style="text-align: center;">C</td> <td></td> <td></td> <td></td> <td></td> <td></td> </tr> <tr> <td style="text-align: center;">D</td> <td></td> <td></td> <td></td> <td></td> <td></td> </tr> </tbody> </table>		1	2	3	4	5	A						B						C						D					
	1	2	3	4	5																										
A																															
B																															
C																															
D																															

